

DH-SD6C230I-HC

2Megapixel 30x Full HD HDCVI IR PTZ Dome Camera



Features

- 30x optical zoom
- Support starlight
- Max. 25/30fps@1080P(1920×1080) & 50/60fps@720P resolution
- WDR, Day/Night(ICR), Ultra DNR, Auto iris, Auto focus
- Control over coaxial cable, long distance real-time transmission
- HD and SD switchable
- Max 240°/s pan speed, 360° endless pan rotation
- Up to 300 presets, 5 auto scan, 8 tour, 5 pattern
- Built-in 2/1 alarm in/out
- Support intelligent 3D positioning with DH-SD protocol
- IR Distance up to 150m
- IP66, OSD

DH-SD6C230I-HC

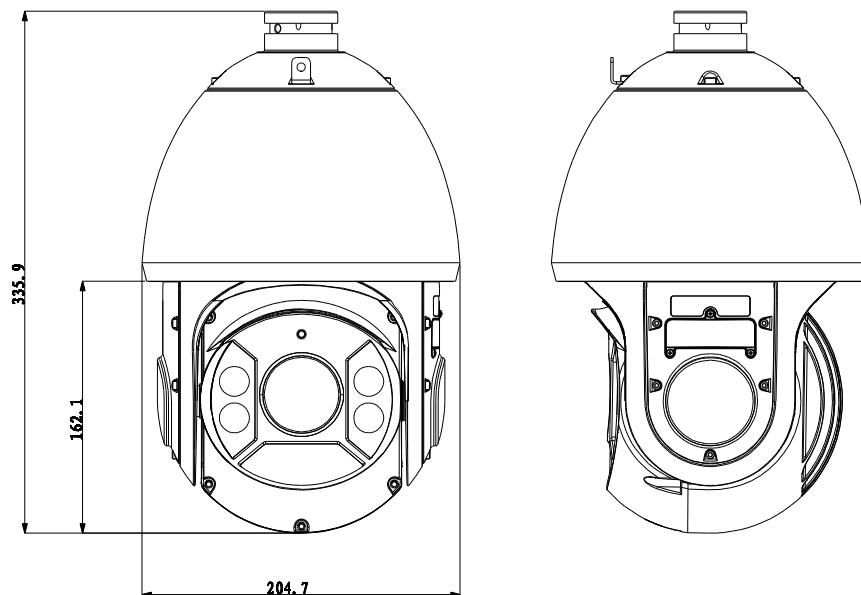
Technical Specifications

Model	DH-SD6C230I-HC
Camera	
Image Sensor	1/2.8" Exmor R CMOS
Effective Pixels	1920(H) x 1080(V), 2Megapixels
Scanning System	Progressive
Electronic Shutter Speed	1/1 ~ 1/30,000s
Min. Illumination	Color: 0.005Lux@F1.6; B/W: 0.005Lux@F1.6; 0Lux (IR on)
S/N Ratio	More than 50dB
Resolution	25/30fps@1080P, 25/30/50/60fps@720P
Video Output	1-channel BNC HDCVI high definition video output/ CVBS standard definition video output (Can switch)
Camera Features	
Day/Night	Auto(ICR) / Color / B/W
Backlight Compensation	BLC / HLC / WDR(120dB)
White Balance	Auto, ATW, Indoor, Outdoor, Manual
Gain Control	Auto / Manual
Noise Reduction	2D/3D
Privacy Masking	Up to 24 areas
Digital Zoom	16x
Lens	
Focal Length	4.5mm~135mm (30x Optical zoom)
Max Aperture	F1.6 ~ F5.0
Focus Control	Auto / Manual
FOV-H	H: 67.8° ~ 2.7°
Close Focus Distance	100mm~ 1000mm
PTZ	
Pan/Tilt Range	Pan: 0° ~ 360° endless; Tilt: -15° ~ 90°, auto flip 180°
Manual Control Speed	Pan: 0.1° ~160° /s; Tilt: 0.1° ~120° /s
Preset Speed	Pan: 240° /s; Tilt: 200° /s
Preset	300
PTZ Mode	5 Pattern, 8 Tour, Auto Pan, Auto Scan
Speed Setup	Human-oriented focal length/ speed adaptation
Power up Action	Auto restore to previous PTZ and lens status after power failure
Idle Motion	Activate Preset/ Scan/ Tour/ Pattern if there is no command in the specified period
Protocol	DH-SD, Pelco-P/D (Auto recognition)
IR Distance	150m (2 near IR LED+ 4 far IR LED)
Audio	
Interface	1 channel In

DH-SD6C230I-HC



Auxiliary Interface	
RS485	1
Alarm	2/1 channel In/Out
General	
Power Supply	AC 24V/3A ($\pm 10\%$)
Power Consumption	10.5W, 26W (IR on, Heater on)
Working Environment	-40°C ~ 60°C / Less than 90% RH
Ingress Protection	IP66
Vandal Resistance	N/A
Dimensions	$\Phi 204.7(\text{mm}) \times 359.9(\text{mm})$
Weight	7.5kg

Dimensions (mm)










DH-SD6C230I-HC

Accessories

	
DH-64FB	Power Supply

Accessories (Optional)

						
PFA111	PFB300C	PFA112	PFA113	PFA120	PFA150	PFA151

Dahua Technology Co., Ltd.

1187 BinAn Road, Binjiang District, Hangzhou, China

Tel: +86-571-87688883

Fax: +86-571-87688815

Email: overseas@dahuatech.com

www.dahuatech.com

*Design and specifications are subject to change without notice.

© 2013 Dahua Technology Co., Ltd.